

Office of the Principal

**DUDHNOI COLLEGE**

(NAAC ACCREDITED A GRADE COLLEGE)

Dudhnoi, Goalpara, Assam-783124



Tel : 03663-281531 (O)

Mobile : 8638103337

E-mail : dudhnoicollege@gmail.com

Website : www.dudhnoicollege.ac.in

*Dr. Lalit Chandra Rabha*, M.A., Ph. D.  
Principal & Secretary

Ref .....

Dat 28-10-2024.....

## NOTICE

As per Gauhati University notification dated on 25-10-2024, it is hereby informed to all the FYUGP 1<sup>st</sup> Semester (2024 Batch) students of Dudhnoi College are hereby asked to compulsorily register and Course Selection Process at <https://gauhati.samarth.edu.in> portal. The last date of paper (Course) Registration is 4<sup>th</sup> November, 2024. Notification for Exam Form fill will be released subsequently with a detaild Guide.

(Dr Lalit Chandra Rabha)  
Principal,  
Dudhnoi College, Dudhnoi  
Principal & Secretary  
Dudhnoi College

# GU Student Portal

## User Manual for the Course Selection and Examination Form Submission For Semester I Students

Introduction

---

New Student Registration (Self-Registration)

---

Course Selection process

## **Introduction**

This document is the reference for students, for online submission of Examination form of Gauhati University through Samarth student portal (<https://gauhati.samarth.edu.in>)

## Login

**Step 1:** Open the <https://gauhati.samarth.edu.in> link, the homepage will appear as below:

**In the student portal homepage, students will be able to see three (3) options as follows:**

1. **Login**
  - a. Already registered students can directly login using their login credentials of the portal.
2. **New Registration**
  - a. Students doing first-time registration have to click on the “**New Registration**” option to generate their login credentials.
3. **Reset Password**
  - a. If a student forgets his/her password they can reset it using the “**Reset password**” option.

### **Note:**

**Enrolment Number** as assigned on the central admission portal for 2024. If you do not have your enrolment number contact your **College** to get your enrolment number or Login to admission portal 2024 (<https://assamshesp.samarth.edu.in>) to check your enrolment number.

## New Student Registration

**Step 1.** Students can register themselves by clicking on the “**New Registration**” Button,

After that, the following details need to be selected/entered by the students:

- Programme

- Name (as on ID card)
- Mode of Registration
  - Enrollment Number
- Enrollment Number

### Registration Instructions for Students

- Students are advised to use their own mobile and email address details for the registration process.
- Register with your correct University Enrolment Number. If you are not able to register with your Enrolment Number please use your Examination Roll Number for registration process
- Keep record of your given user name.
- Use a strong password.

**NB:** If you're not able to register with your University Enrolment Number or Examination Roll Number please contact your College/Department for assistance.

© Samarth eGov

### Student Registration Form

Select Programme

Name (as on ID card)

Mode of Registration

Enrolment Number

Then, click on the  button.

After that, a new window will appear. Students needs to enter the one time password (OTP) sent to their registered email/mobile no.

In case the mobile number or e-mail ID is incorrect, then kindly contact the College to update your email/mobile number.

भारत सरकार Government of India	असम सरकार पोर्टल Assam Government Portal	शिक्षा मंत्रालय Ministry of Education	उच्च शिक्षा विभाग, असम Department of Higher Education, Assam	राष्ट्रीय छात्रवृत्ति पोर्टल National Scholarship Portal	A- A A+
-----------------------------------	---	--	---	---	---------

eGov

**Info!** ×

Mail sent successfully to your registered email rokibulhussain784@gmail.com

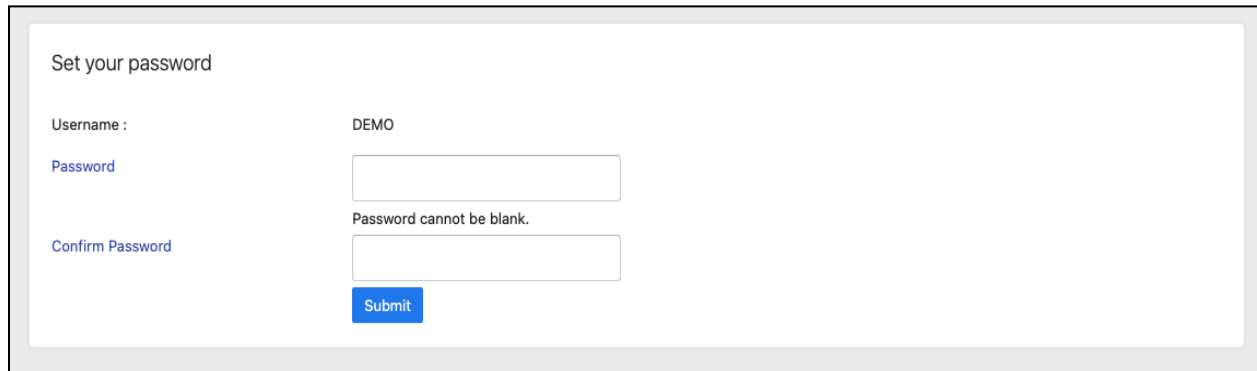
Enter the one time password (OTP) sent to your email/mobile.

Enter the one time password (OTP) sent to your email/mobile

eGov

Then, click on the  button.

After successfully verifying the OTP received via Mail/SMS, click on the button to proceed. Once the OTP is verified, students need to set a password for their login in a new window.



Set your password

Username : DEMO

Password

Confirm Password

Password cannot be blank.

Submit

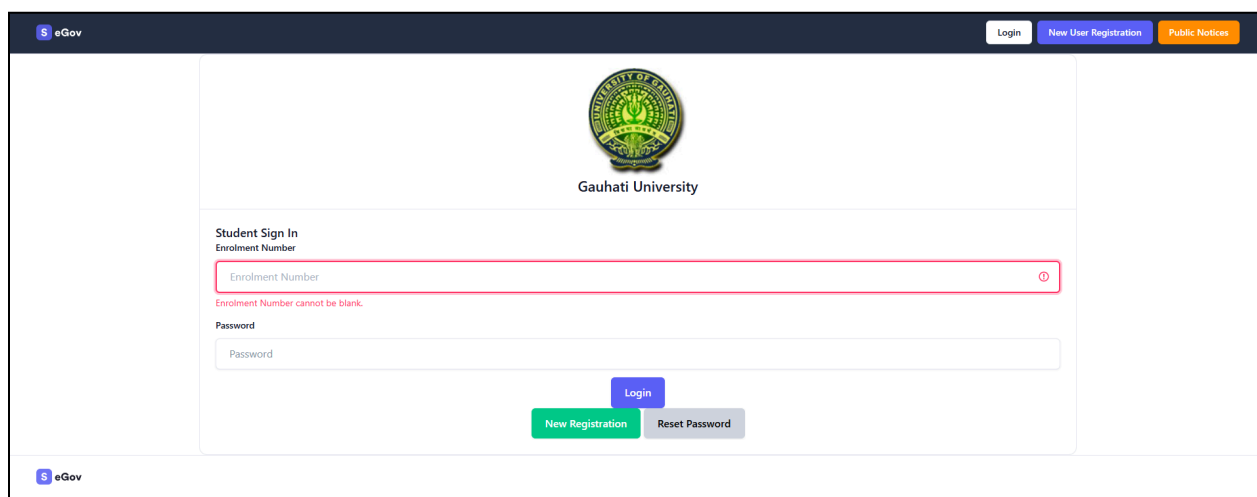
Then, click on the  button.

**Note: The students need to note down the username for further use.**


## Course Selection Process

For the selection of the courses, students need to follow the below-mentioned steps:

**Step 1:** Login to Student Portal with valid credentials



eGov Login New User Registration Public Notices

  
Gauhati University

Student Sign In

Enrolment Number

Enrolment Number

Enrolment Number cannot be blank.

Password

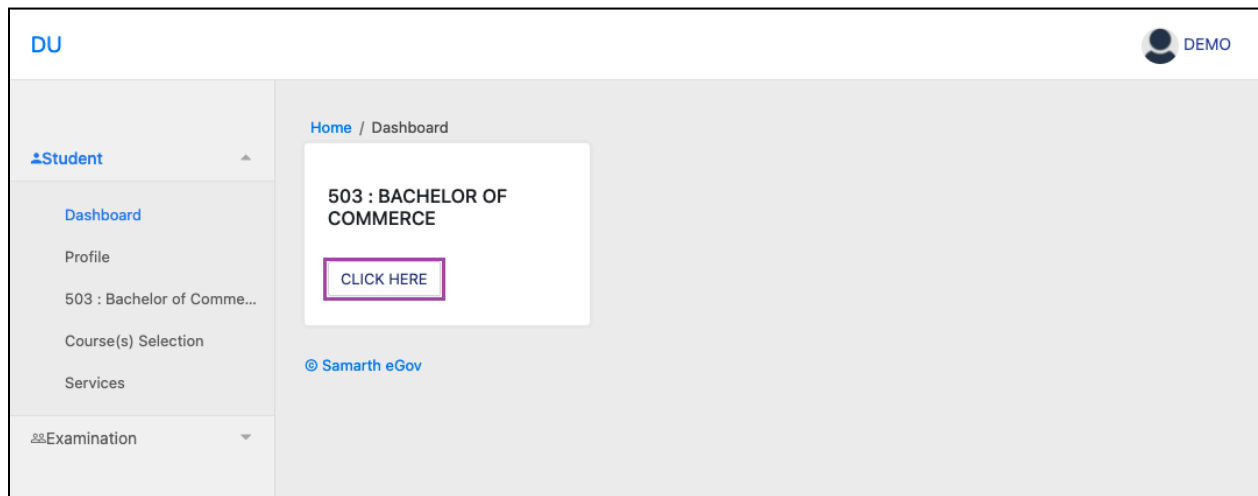
Password

Login

New Registration Reset Password

eGov

**Step 2:** After successful login, the student will be redirected to the dashboard. Then the students need to click on [CLICK HERE](#) button to view/select the courses related to their respective programme.



**Step 3:** After that, a new window will appear. Here, students can view their courses and also select their courses.

To select the courses, students need to click on [Click here to select your courses](#) button.

The screenshot displays a student portal interface. On the left is a navigation menu with 'Student', 'Programme', 'Course Selection', and 'History Course Selection'. The main content area shows the program '503 : Bachelor of Commerce' and a table with student details. Below this is a message about course selection for Semester 5 and a button to click. At the bottom is a table titled 'My Courses' listing seven courses with their codes, titles, and semesters.

DU DEMO

Student

Programme

Course Selection

History Course Selection

Home / Programme

503 : Bachelor of Commerce


Name	DEMO	Enrolment Number *	DEMO	Organizational unit (College)	008: Bharati College
Level	BACHELOR	Program Type	DEGREE	Delivery Mode	Face to face
Examination Roll Number	DEMO				

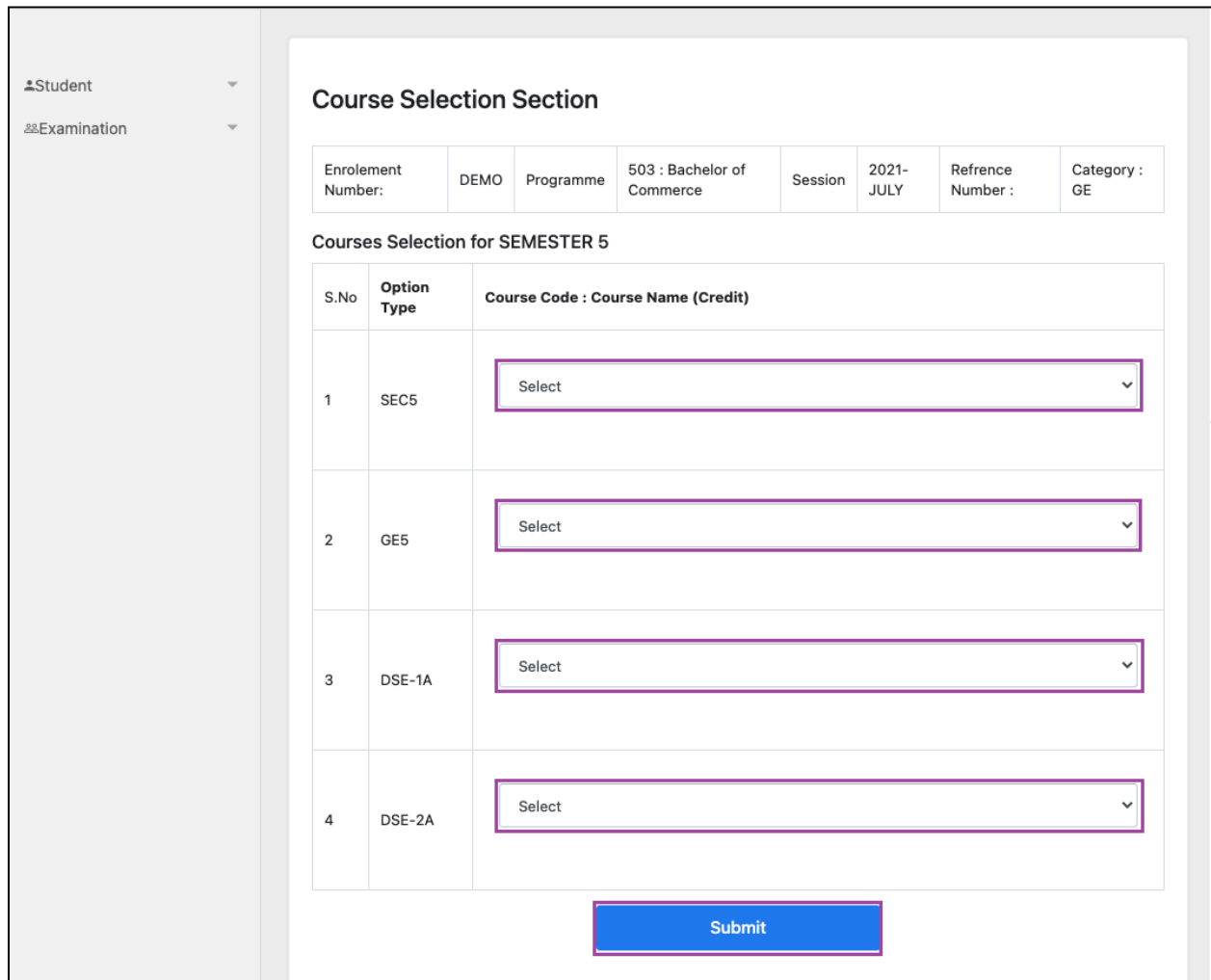
You can apply for course selection in SEMESTER 5 of 503 : Bachelor of Commerce

[Click here to select your courses](#)

My Courses

#	Code	Title	Term	Selection Session
1	52051122	HINDI-B	1 SEMESTER	
2	52411101C	FINANCIAL ACCOUNTING (PART-A & C)	1 SEMESTER	
3	52411102	BUSINESS ORGANISATION AND MANAGEMENT	1 SEMESTER	
4	72182801	ENVIRONMENTAL SCIENCE	1 SEMESTER	
5	52031204	ENGLISH LANGUAGE THROUGH LITERATURE	2 SEMESTER	
6	52411201	BUSINESS LAWS	2 SEMESTER	
7	52411202	BUSINESS MATHEMATICS AND STATISTICS	2 SEMESTER	


**Step 4:** After clicking on the button, students need to select the courses from the dropdown lists. Then, click on the  button.



Enrolement Number:	DEMO	Programme	503 : Bachelor of Commerce	Session	2021-JULY	Refrence Number :	Category : GE
--------------------	------	-----------	----------------------------	---------	-----------	-------------------	---------------

**Courses Selection for SEMESTER 5**

S.No	Option Type	Course Code : Course Name (Credit)
1	SEC5	<input type="text" value="Select"/>
2	GE5	<input type="text" value="Select"/>
3	DSE-1A	<input type="text" value="Select"/>
4	DSE-2A	<input type="text" value="Select"/>



**Step 5:** After clicking on the “**Submit**” button, students will be able to preview the list of selected courses.

In that, Students can update their courses selection by clicking on



**Step 6:** Then, click on  button to finally submit the selected course .



## Re-Registration

Programme

Course Selection

[Home](#) / Course Selection

Course selection for 503 : Bachelor of Commerce

[Update Course Selection](#)

Enrolement Number:	DEMO	Programme	503 : Bachelor of Commerce	Session	2021-JULY	Refrence Number : 200	Category : GE
--------------------	------	-----------	----------------------------	---------	-----------	-----------------------	---------------

## Your Course Selections

S.No	Course Code	Name of Course	Category	Credits	Term
1	12033903	SOFT SKILLS	ELECTIVE	4.00	5 SEMESTER
2	62035919	MEDIA AND COMMUNICATION SKILLS	ELECTIVE	6.00	5 SEMESTER
3	52417504	FINANCIAL REPORTING & ANALYSIS	COMPULSORY	6.00	5 SEMESTER
4	52417502	PRINCIPLES OF MARKETING (B. COM)	COMPULSORY	6.00	5 SEMESTER
<b>Total Credit</b>				<b>22</b>	

Submit your course selection

**Please check and verify your course selection before submission. No modification will be allowed once submitted.**

In case you are not able to find your course(s), please contact the Nodal Officer of your College/Department.

[Update Course Selection](#)[Submit course selection](#)

**Step 7:** A pop-up window will appear for confirmation of selected courses. On that, click on the "OK" button.

## Re-Registration

Programme

Course Selection

Home /

Cour

Please check your course selection after submission no changes will be allowed. Press OK to confirm or CANCEL to check/change your course selection.

Cancel

OK

Update Course Selection

Enrolment Number:	DEMO	Programme	503 : Bachelor of Commerce	Session	2021-JULY	Reference Number : 200	Category : GE
-------------------	------	-----------	----------------------------	---------	-----------	------------------------	---------------

## Your Course Selections

S.No	Course Code	Name of Course	Category	Credits	Term
1	12033903	SOFT SKILLS	ELECTIVE	4.00	5 SEMESTER
2	62035919	MEDIA AND COMMUNICATION SKILLS	ELECTIVE	6.00	5 SEMESTER
3	52417504	FINANCIAL REPORTING & ANALYSIS	COMPULSORY	6.00	5 SEMESTER
4	52417502	PRINCIPLES OF MARKETING (B. COM)	COMPULSORY	6.00	5 SEMESTER
<b>Total Credit</b>				<b>22</b>	

Submit your course selection


Please check and verify your course selection before submission. No modification will be allowed once submitted.

In case you are not able to find your course(s), please contact the Nodal Officer of your College/Department.

Update Course Selection

Submit course selection

After successful completion of the course selection a new window will appear with the message that “Courses submitted successfully”.

DU


**Student**

**Programme**

Course Selection

History Course Selection

Home / Programme

i

**Info!**

Courses submitted successfully [click here](#)

×

503 : Bachelor of Commerce

<b>Name</b>	DEMO	<b>Enrolment Number</b>	DEMO	<b>Organizational unit (College)</b>	008: Bharati College
<b>Level</b>	BACHELOR	<b>Program Type</b>	DEGREE	<b>Delivery Mode</b>	Face to face
<b>Examination Roll Number</b>	DEMO				

My Courses

#	Code	Title	Term	Selection Session
1	52051122	HINDI-B	1 SEMESTER	
10	52413302	COMPUTER APPLICATIONS IN BUSINESS (PRACTICAL)	3 SEMESTER	
11	52414303	COMPANY LAW	3 SEMESTER	
12	52414304	INCOME TAX LAW AND PRACTICE	3 SEMESTER	
13	52031901	English Language Through Literature (English -A)	4 SEMESTER	
14	52413402	INVESTING IN STOCK MARKETS	4 SEMESTER	
17	52417502	PRINCIPLES OF MARKETING (B. COM)	5 SEMESTER	JULY 2021
18	62035919	MEDIA AND COMMUNICATION SKILLS	5 SEMESTER	JULY 2021
19	52417504	FINANCIAL REPORTING & ANALYSIS	5 SEMESTER	JULY 2021
20	12033903	SOFT SKILLS	5 SEMESTER	JULY 2021