

Office of the Principal

# DUDHNOI COLLEGE

(NAAC ACCREDITED A GRADE COLLEGE)

Dudhnoi, Goalpara, Assam-783124



Tel : 03663-281531 (O)

Mobile : 8638103337

E-mail : dudhnoicollege@gmail.com

Website : www.dudhnoicollege.ac.in

*Dr. Lalit Chandra Rabha*, M.A., Ph. D.  
**Principal & Secretary**

Ref .....

D: **29-10-2024** .....

## NOTICE

As per Gauhati University notification GU/CON/Notice/8992 dated on 28-10-2024, this is informed that Gauhati University will process FYUGP 3<sup>rd</sup> Semester end-to-end examination using the <https://gauhati.samarth.edu.in> for the batch admitted in academic session 2023-2024.

In this regard, Students admitted in FYUGP 3<sup>rd</sup> Semester in the session 2024-2025 need to compulsorily register their papers (Courses) in the <https://gauhati.samarth.edu.in> portal within 4<sup>th</sup> November' 2024.

Students admitted in academic session 2023-2024 in 1<sup>st</sup> Semester and currently in 3<sup>rd</sup> Semester in the session 2024-2025 are to use the GU registration number, as used for login to <https://gauhati.samarth.edu.in> to access FYUGP 1<sup>st</sup> Semester results, for login and need not register afresh (as they are already registered students).

(Dr Lalit Chandra Rabha)

Principal,

Dudhnoi College, Dudhnoi

**Principal & Secretary**

**Dudhnoi College**

**GU Student Portal**  
**User Manual for the Course Selection for**  
**Semester III Students**

**Introduction**

**Course Selection process**

## Introduction

This document is the reference for students, for online submission of Examination form of Gauhati University through Samarth student portal (<https://gauhati.samarth.edu.in>)

## Login

Step 1: Open the <https://gauhati.samarth.edu.in> link, the homepage will appear as below:

In the student portal homepage, students will be able to see two (2) options as follows:

1. Login
  - a. Already registered students can directly login using their login credentials of the portal.
2. Reset Password
  - a. If a student forgets his/her password they can reset it using the “Reset password” option.

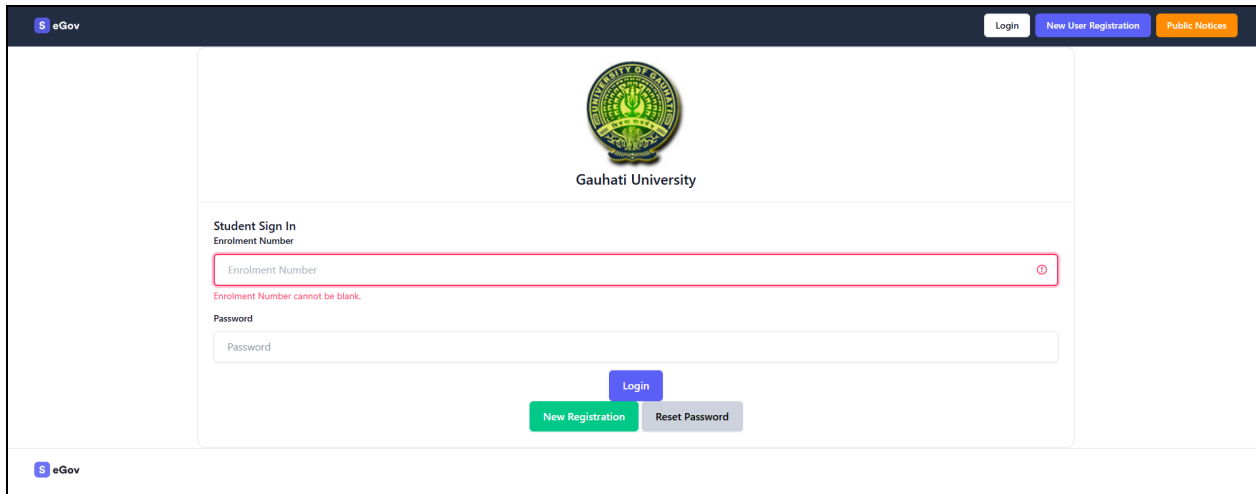
### Note:

**It is to be noted that students need not register afresh for 3rd semester Course registration. They are to use the same login credentials (registration/enrollment number) used to login and download their 1st semester results.**

# Course Selection Process

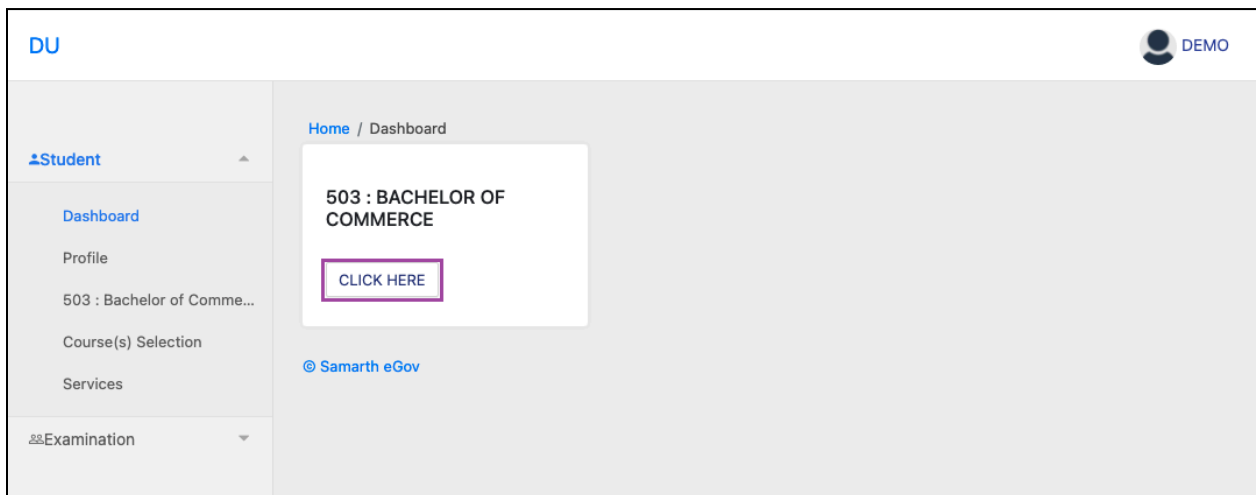
For the selection of the courses, students need to follow the below-mentioned steps:

**Step 1: Login** to Student Portal with valid credentials used for 1st sem result access.



The screenshot shows the 'Student Sign In' page for Gauhati University. At the top, there is a navigation bar with 'eGov', 'Login', 'New User Registration', and 'Public Notices'. The main content area features the Gauhati University logo and name. Below this, there is a 'Student Sign In' section with an 'Enrolment Number' input field (highlighted with a red border) and a 'Password' input field. A red error message 'Enrolment Number cannot be blank.' is displayed below the enrolment number field. At the bottom of the sign-in section, there are three buttons: 'Login' (blue), 'New Registration' (green), and 'Reset Password' (grey).

**Step 2: After successful login**, the student will be redirected to the dashboard. Then the students need to click on [CLICK HERE](#) button to view/select the courses related to their respective programme.



The screenshot shows the 'Student Dashboard' for Gauhati University. The top left corner displays 'DU' and the top right corner shows a 'DEMO' user profile. A left sidebar menu is expanded to show 'Student' options: 'Dashboard', 'Profile', '503 : Bachelor of Comme...', 'Course(s) Selection', and 'Services'. The main content area shows the breadcrumb 'Home / Dashboard' and a white box containing the text '503 : BACHELOR OF COMMERCE' and a 'CLICK HERE' button (highlighted with a purple border). At the bottom of the main content area, there is a copyright notice '© Samarth eGov'.

**Step 3:** After that, a new window will appear. Here, students can view their courses and also select their courses.

To select the courses, students need to click on [Click here to select your courses](#) button.

The screenshot displays a student portal interface. On the left is a navigation menu with 'Student', 'Programme', 'Course Selection', and 'History Course Selection'. The main content area shows the program '503 : Bachelor of Commerce' and a table with student details. Below this is a message about course selection for Semester 5 and a button to click. At the bottom is a table titled 'My Courses' listing seven courses with their codes, titles, and semesters.

DU DEMO

Student

Programme

Course Selection

History Course Selection

Home / Programme

503 : Bachelor of Commerce


Name	DEMO	Enrolment Number *	DEMO	Organizational unit (College)	008: Bharati College
Level	BACHELOR	Program Type	DEGREE	Delivery Mode	Face to face
Examination Roll Number	DEMO				

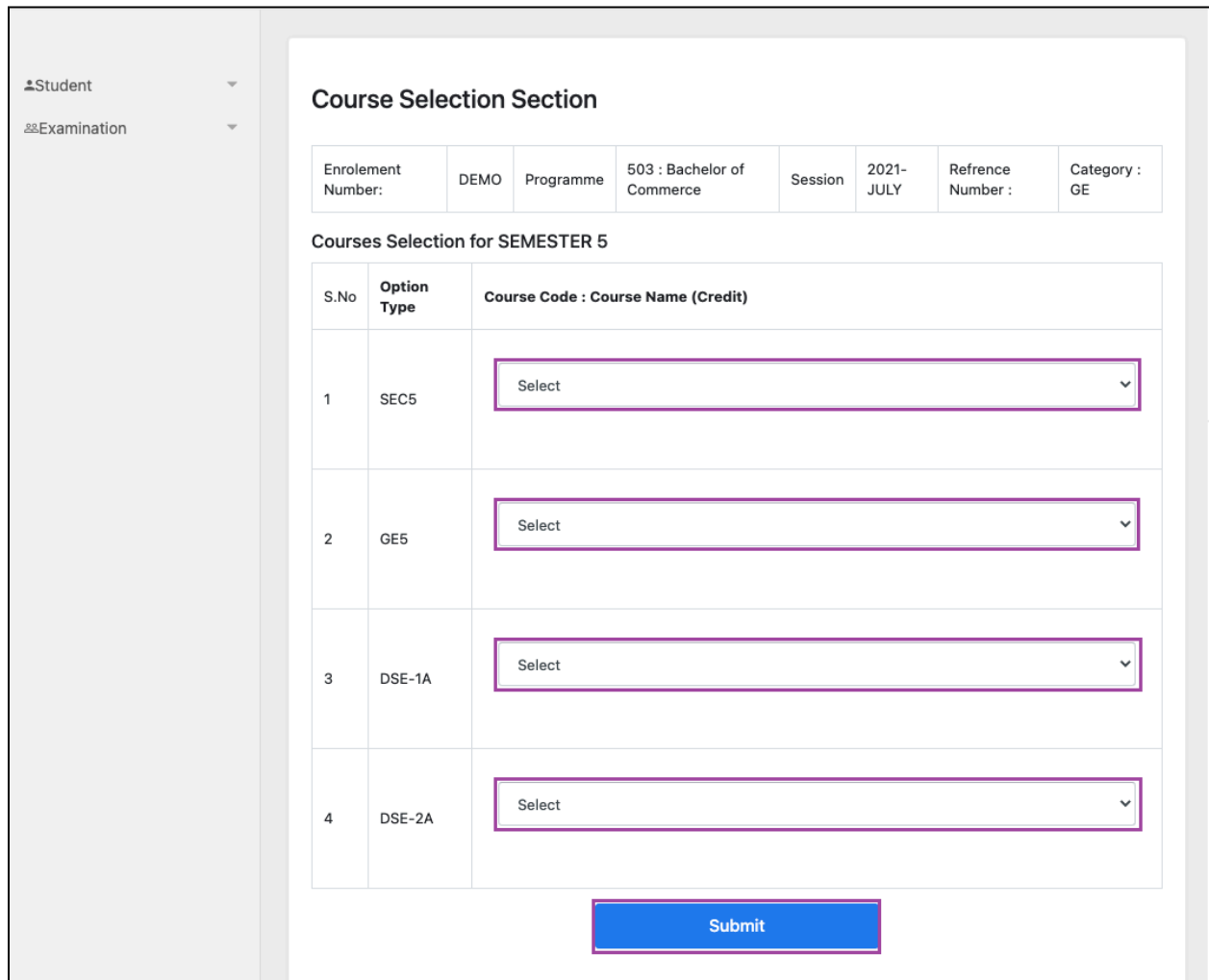
You can apply for course selection in SEMESTER 5 of 503 : Bachelor of Commerce

[Click here to select your courses](#)

My Courses

#	Code	Title	Term	Selection Session
1	52051122	HINDI-B	1 SEMESTER	
2	52411101C	FINANCIAL ACCOUNTING (PART-A & C)	1 SEMESTER	
3	52411102	BUSINESS ORGANISATION AND MANAGEMENT	1 SEMESTER	
4	72182801	ENVIRONMENTAL SCIENCE	1 SEMESTER	
5	52031204	ENGLISH LANGUAGE THROUGH LITERATURE	2 SEMESTER	
6	52411201	BUSINESS LAWS	2 SEMESTER	
7	52411202	BUSINESS MATHEMATICS AND STATISTICS	2 SEMESTER	

**Step 4:** After clicking on the button, students need to select the courses from the dropdown lists. Then, click on the  button.



**Course Selection Section**

Enrolment Number:	DEMO	Programme	503 : Bachelor of Commerce	Session	2021-JULY	Reference Number :	Category : GE
-------------------	------	-----------	----------------------------	---------	-----------	--------------------	---------------

**Courses Selection for SEMESTER 5**

S.No	Option Type	Course Code : Course Name (Credit)
1	SEC5	<input type="text" value="Select"/>
2	GE5	<input type="text" value="Select"/>
3	DSE-1A	<input type="text" value="Select"/>
4	DSE-2A	<input type="text" value="Select"/>

**Step 5:** After clicking on the “**Submit**” button, students will be able to preview the list of selected courses.

In that, Students can update their courses selection by clicking on



button.

**Step 6:** Then, click on  button to finally submit the selected course .

DU DEMO

**Re-Registration**

Programme

Course Selection

[Home](#) / Course Selection

Course selection for 503 : Bachelor of Commerce [Update Course Selection](#)

Enrolement Number:	DEMO	Programme	503 : Bachelor of Commerce	Session	2021- JULY	Refrence Number : 200	Category : GE
--------------------	------	-----------	----------------------------	---------	------------	-----------------------	---------------

**Your Course Selections**

S.No	Course Code	Name of Course	Category	Credits	Term
1	12033903	SOFT SKILLS	ELECTIVE	4.00	5 SEMESTER
2	62035919	MEDIA AND COMMUNICATION SKILLS	ELECTIVE	6.00	5 SEMESTER
3	52417504	FINANCIAL REPORTING & ANALYSIS	COMPULSORY	6.00	5 SEMESTER
4	52417502	PRINCIPLES OF MARKETING (B. COM)	COMPULSORY	6.00	5 SEMESTER
<b>Total Credit</b>				<b>22</b>	

Submit your course selection

**Please check and verify your course selection before submission. No modification will be allowed once submitted.**

**In case you are not able to find your course(s), please contact the Nodal Officer of your College/Department.**

[Update Course Selection](#) [Submit course selection](#)

**Step 7:** A pop-up window will appear for confirmation of selected courses. On that, click on the “OK” button.

The screenshot shows a web interface for course selection. A pop-up window from 'slc.uod.ac.in' is displayed, asking the user to confirm their course selection. The background page shows the 'Re-Registration' section with a sidebar menu and a main content area. The main content area includes a header with 'DU' and 'DEMO' user information, a navigation bar with 'Home /', and a 'Course Selection' section. Below this, there is a table with student details and a 'Your Course Selections' table listing four courses. At the bottom, there are instructions to submit the course selection and two buttons: 'Update Course Selection' and 'Submit course selection'.

slc.uod.ac.in says  
Please check your course selection after submission no changes will be allowed.Press OK to confirm or CANCEL to check/change your course selection.

Cancel OK

Update Course Selection

Enrolment Number:	DEMO	Programme	503 : Bachelor of Commerce	Session	2021-JULY	Refrence Number : 200	Category : GE
-------------------	------	-----------	----------------------------	---------	-----------	-----------------------	---------------

**Your Course Selections**

S.No	Course Code	Name of Course	Category	Credits	Term
1	12033903	SOFT SKILLS	ELECTIVE	4.00	5 SEMESTER
2	62035919	MEDIA AND COMMUNICATION SKILLS	ELECTIVE	6.00	5 SEMESTER
3	52417504	FINANCIAL REPORTING & ANALYSIS	COMPULSORY	6.00	5 SEMESTER
4	52417502	PRINCIPLES OF MARKETING (B. COM)	COMPULSORY	6.00	5 SEMESTER
<b>Total Credit</b>				<b>22</b>	

Submit your course selection


**Please check and verify your course selection before submission. No modification will be allowed once submitted.**

**In case you are not able to find your course(s), please contact the Nodal Officer of your College/Department.**

Update Course Selection Submit course selection



After successful completion of the course selection a new window will appear with the message that “Courses submitted successfully”.

DU
 DEMO

**Student**

**Programme**

Course Selection

History Course Selection

Home / Programme

i

**Info!**

Courses submitted successfully [click here](#)

×

503 : Bachelor of Commerce

<b>Name</b>	DEMO	<b>Enrolment Number</b>	DEMO	<b>Organizational unit (College)</b>	008: Bharati College
<b>Level</b>	BACHELOR	<b>Program Type</b>	DEGREE	<b>Delivery Mode</b>	Face to face
<b>Examination Roll Number</b>	DEMO				

My Courses

#	Code	Title	Term	Selection Session
1	52051122	HINDI-B	1 SEMESTER	
10	52413302	COMPUTER APPLICATIONS IN BUSINESS (PRACTICAL)	3 SEMESTER	
11	52414303	COMPANY LAW	3 SEMESTER	
12	52414304	INCOME TAX LAW AND PRACTICE	3 SEMESTER	
13	52031901	English Language Through Literature (English -A)	4 SEMESTER	
14	52413402	INVESTING IN STOCK MARKETS	4 SEMESTER	
17	52417502	PRINCIPLES OF MARKETING (B. COM)	5 SEMESTER	JULY 2021
18	62035919	MEDIA AND COMMUNICATION SKILLS	5 SEMESTER	JULY 2021
19	52417504	FINANCIAL REPORTING & ANALYSIS	5 SEMESTER	JULY 2021
20	12033903	SOFT SKILLS	5 SEMESTER	JULY 2021

\*\*\*\* END OF DOCUMENT\*\*\*\*